


2023 figures



812
exhibitors



38.713
visitors

INDUSTRY SECTOR


Electronic/Electrotechnical	15,1%	Pharma/Cosmetics/Medical	4,5%
Machine Tools/Robotics	13,2%	Logistics/Handling	4,3%
Mechanical/Iron&Steel Industry	11,4%	Assembly Systems	4,1%
Food&Beverage	9,3%	Rubber/Plastic	3,0%
Automotive	8,9%	Ceramics/Brickworks/Glass	
Packaging Machinery	6,5%	Marble/Wood	2,8%
Telecom/ICT	5,6%	Building Automation (including Elevators)	2,5%

Other 8,8%: Graphics/Paper - Utility/Multiutility (Water, Energy) - Chemical and Petrochemical - Oil & Gas - Textile/Synthetic Agricultural Machinery and Digger Industry - Consumer Goods - Building Construction - Aeronautics/Railway/Naval Industry

SECTORS FOCUS



Food&Beverage

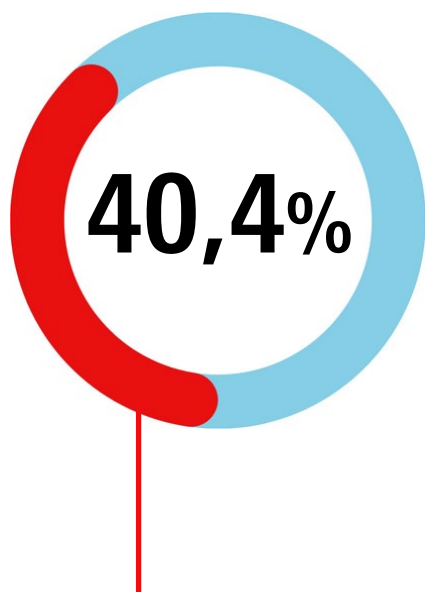


Automotive



Logistics/Handling

2023 figures

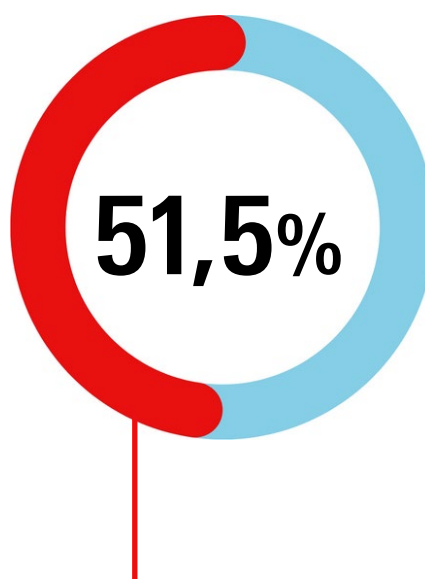


Technical area:

Production - Maintenance - Logistics - Quality

▾ JOB FUNCTION

CEO/General Manager/Owner	20,7%
Research&Development	18,1%
Sales&Marketing	9,4%
Purchasing	6,1%
IT	3,0%
Other	2,3%



OEM - Plant and/or Machine Constructor

▾ BUSINESS ACTIVITY

End User	13,2%
Supplier/Wholesaler	12,4%
System Integrator	11,8%
Engineering/Consulting Company	11,1%